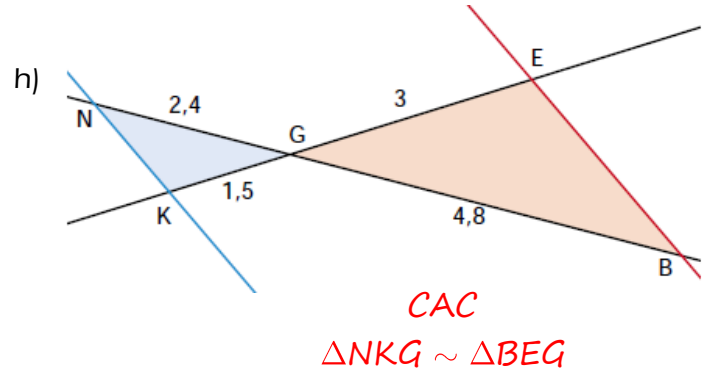
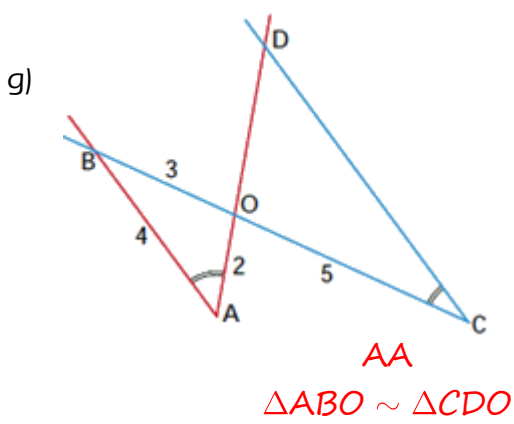
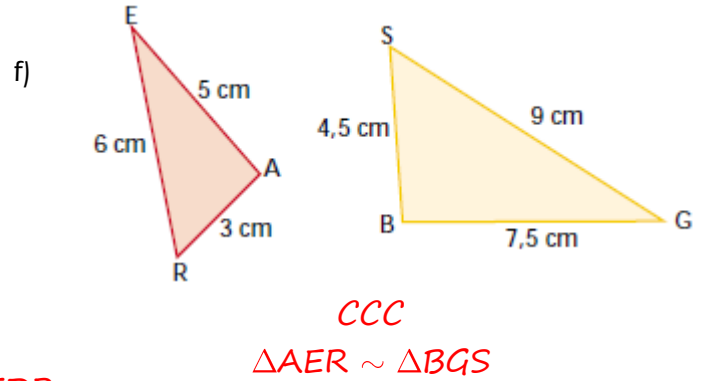
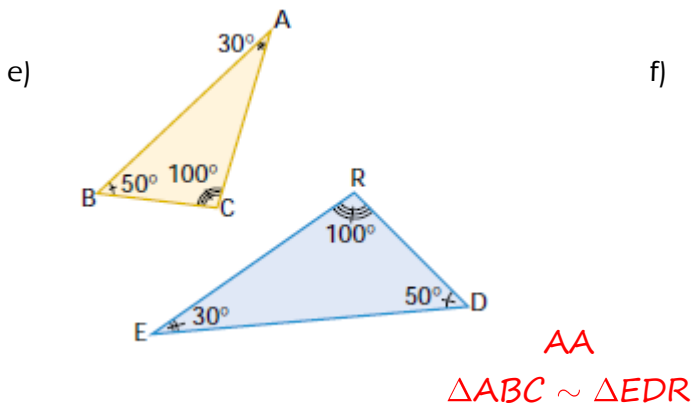
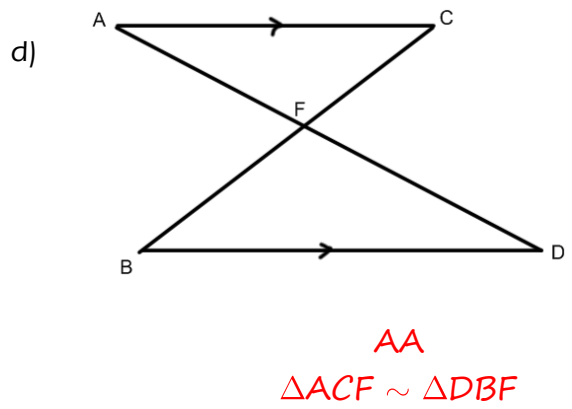
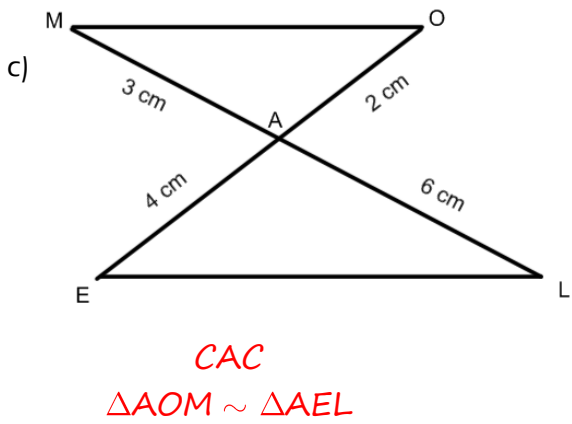
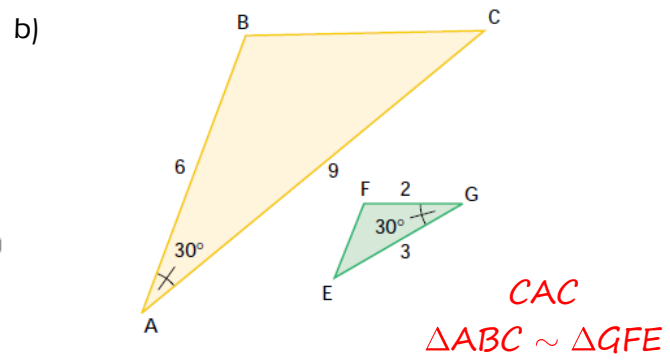
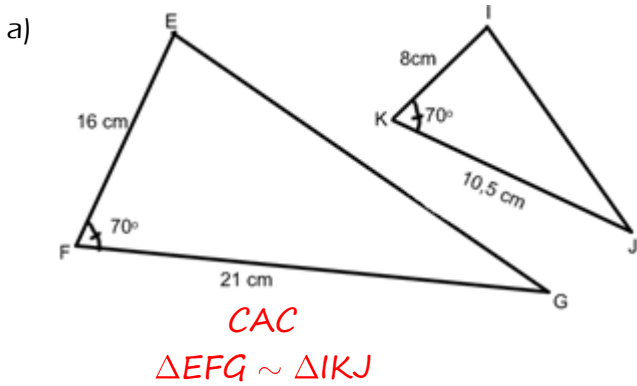


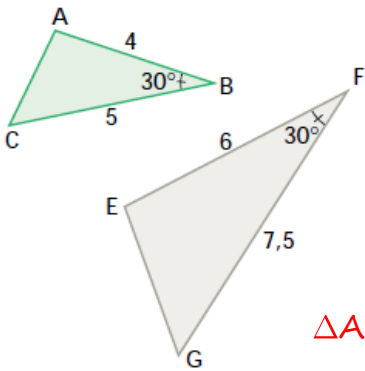
Similitude des triangles (supplémentaire)

Détermine la condition de similitude des triangles suivants, indique les similitudes: (AA, CAC, CCC)



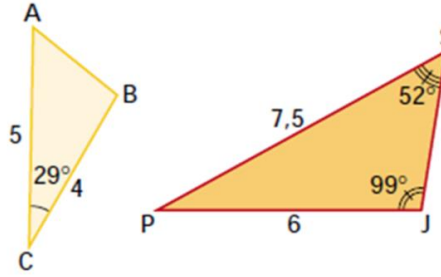
Similitude des triangles (supplémentaire)

i)



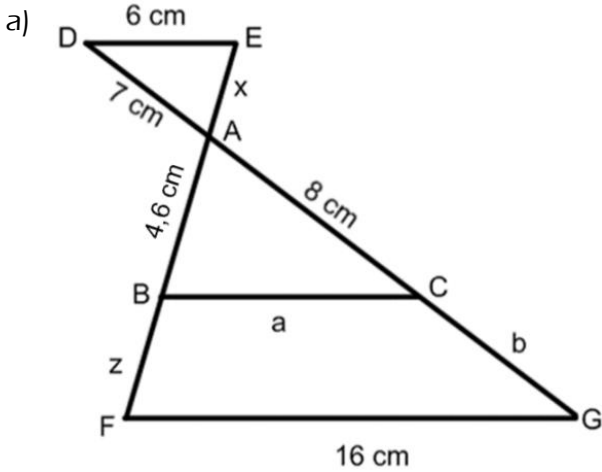
CAC
 $\triangle ABC \sim \triangle EFG$

j)



CAC
 $\triangle ABC \sim \triangle SJP$

2. Détermine les valeurs manquantes.



$$\frac{6}{a} = \frac{7}{8} = \frac{x}{4,6}$$

$$7a = 48 \text{ et } 8x = 32,2$$

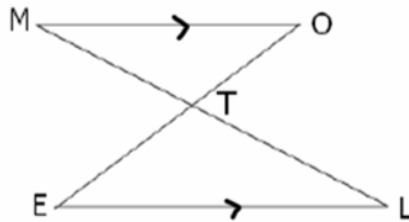
$$a = 6,9 \quad x = 4,03$$

$$\frac{6}{16} = \frac{7}{8+b} = \frac{4,03}{4,6+z}$$

$$48 + 6b = 112 \text{ et } 27,6 + 6z = 64,48$$

$$b = 10,7 \quad z = 6,13$$

- b) MT = 18 cm
 OT = 7,6 cm
 TE = 5 cm
 TL = ?

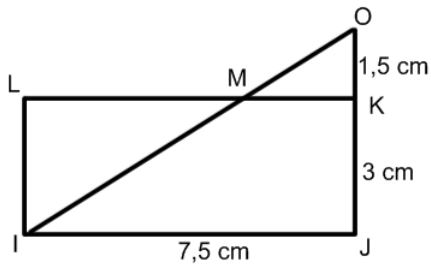


$$\frac{18}{TL} = \frac{7,6}{5}$$

$$7,6TL = 90$$

$$TL = 11,8$$

c) MK = ?

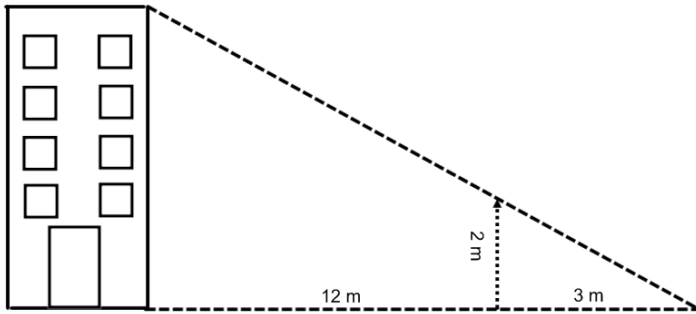


$$\frac{1,5}{MK} = \frac{1,5 + 3}{7,5}$$

$$4,5MK = 11,25$$

$$MK = 2,5 \text{ cm}$$

d) Hauteur de l'édifice = ?



$$\frac{2}{h} = \frac{3}{12 + 3}$$

$$3h = 30$$

$$h = 10$$

3. Dans le triangle ABC, AB = 3 cm, BC = 5 cm et CA = 6 cm.

a) Détermine les valeurs manquantes si le triangle ABC est semblable au triangle RST.

	RS	ST	TR
a)	5 cm	$\frac{3}{5} = \frac{5}{ST}$ $ST = \frac{25}{3} = 8,3 \text{ cm}$	$\frac{3}{5} = \frac{6}{TR}$ $TR = \frac{30}{3} = 10 \text{ cm}$
b)	$\frac{3}{RS} = \frac{5}{7}$ $RS = \frac{21}{5} = 4,2 \text{ cm}$	7 cm	$\frac{5}{7} = \frac{6}{TR}$ $TR = \frac{42}{5} = 8,3 \text{ cm}$
c)	$\frac{3}{RS} = \frac{6}{9}$ $RS = \frac{27}{6} = 4,5 \text{ cm}$	$\frac{5}{RS} = \frac{6}{9}$ $RS = \frac{45}{6} = 7,5 \text{ cm}$	9 cm

b) Dans chaque cas, indique si les triangles ABC et EFG sont semblables

	EF	FG	GE	Oui/non
a)	3,6	6	7,2	$\frac{3}{3,6} = \frac{5}{6} = \frac{6}{7,2}$ $18 = 18 \text{ et } 36 = 36$ oui
b)	10,8	9	5,4	$\frac{10,8}{3,6} = \frac{9}{6} = \frac{5,4}{7,2}$ $64,8 \neq 32,4$ non

Math 30231A

Similitude des triangles (supplémentaire)

c)	3,5	5,5	6,5	$\frac{3}{3,5} = \frac{5}{5,5} = \frac{6}{6,5}$ $16,5 \neq 17,5$ <p style="text-align: center;">non</p>
----	-----	-----	-----	---

4. Les triangles ABC et DEF sont semblables. Complète les cases vides du tableau suivant :

	AB	AC	BC	<A	<B	<C	DE	DF	EF	<D	<E	<F
a)	4		2,5	35°	79°	66°	6		3,75	35°	79°	66°
b)	2,8	2,5	2	44°	60°	76°	8,4	7,5	6	44°	60°	76°
c)	7,8	5,2	6	30°	60°	90°	3,9	2,6	3	30°	60°	90°
d)	4,5	4,5	5,1	70°	55°	55°	6	6	6,8	70°	55°	55°